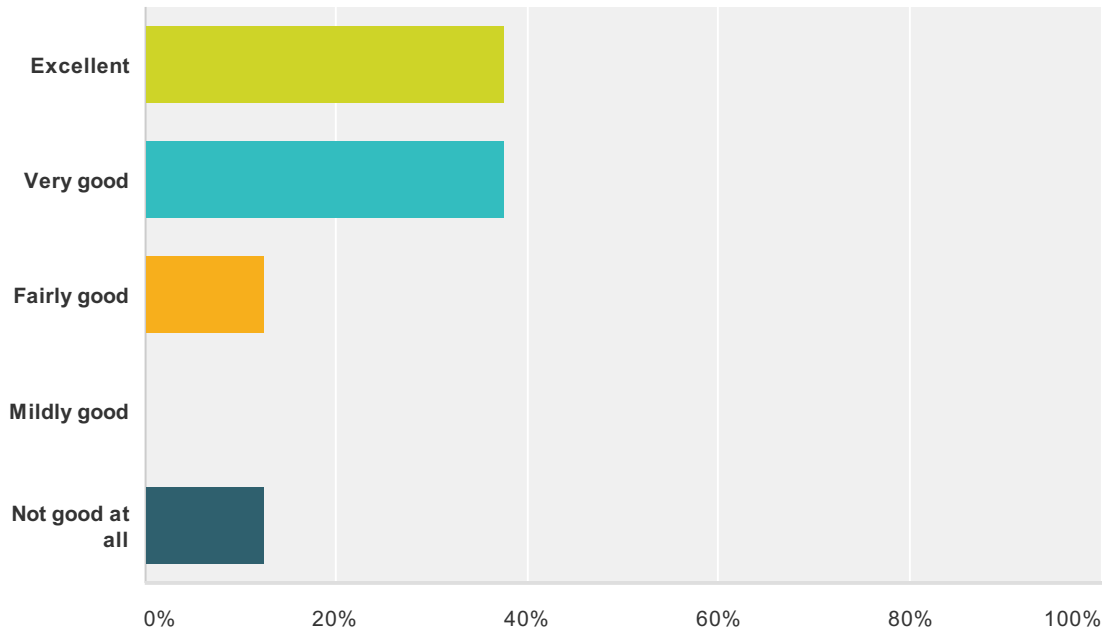


### Q1 Overall, how would you rate WeatherFest 2013 in Austin?

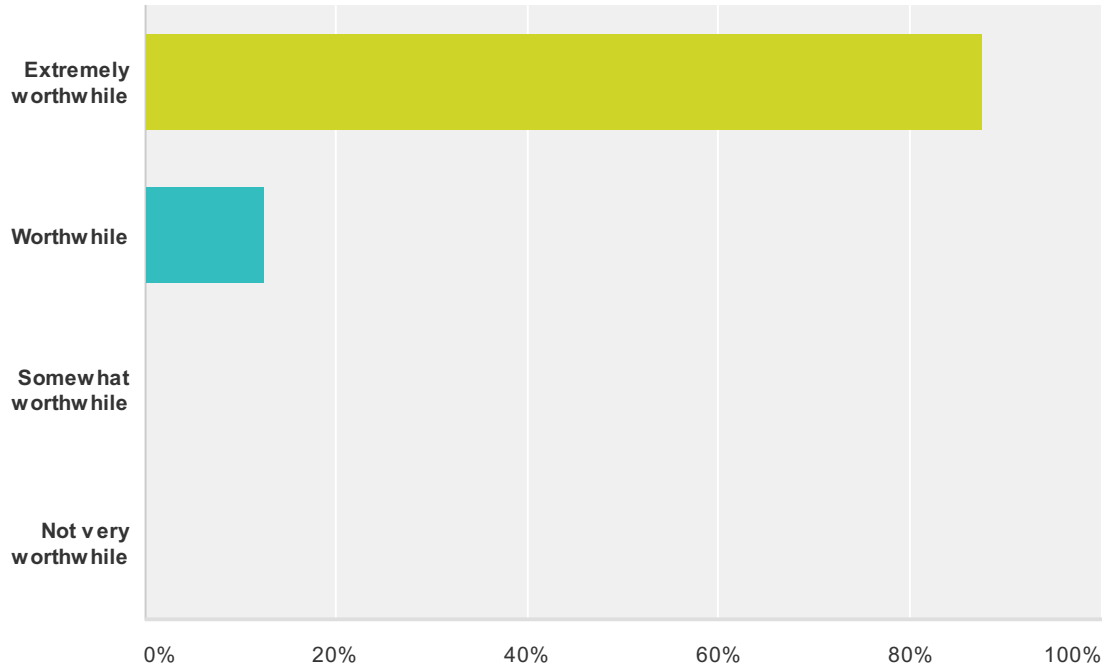
Answered: 8 Skipped: 0



Answer Choices	Responses
Excellent	37.50% 3
Very good	37.50% 3
Fairly good	12.50% 1
Mildly good	0% 0
Not good at all	12.50% 1
<b>Total</b>	<b>8</b>

## Q2 How worthwhile of a family event is WeatherFest in your opinion?

Answered: 8 Skipped: 0



Answer Choices	Responses
Extremely worthwhile	87.50% 7
Worthwhile	12.50% 1
Somewhat worthwhile	0% 0
Not very worthwhile	0% 0
<b>Total</b>	<b>8</b>

**Q3 As an exhibitor, what do/did you like most about WeatherFest?**

Answered: 8 Skipped: 0

**Q4 What do/did you dislike or would you change?**

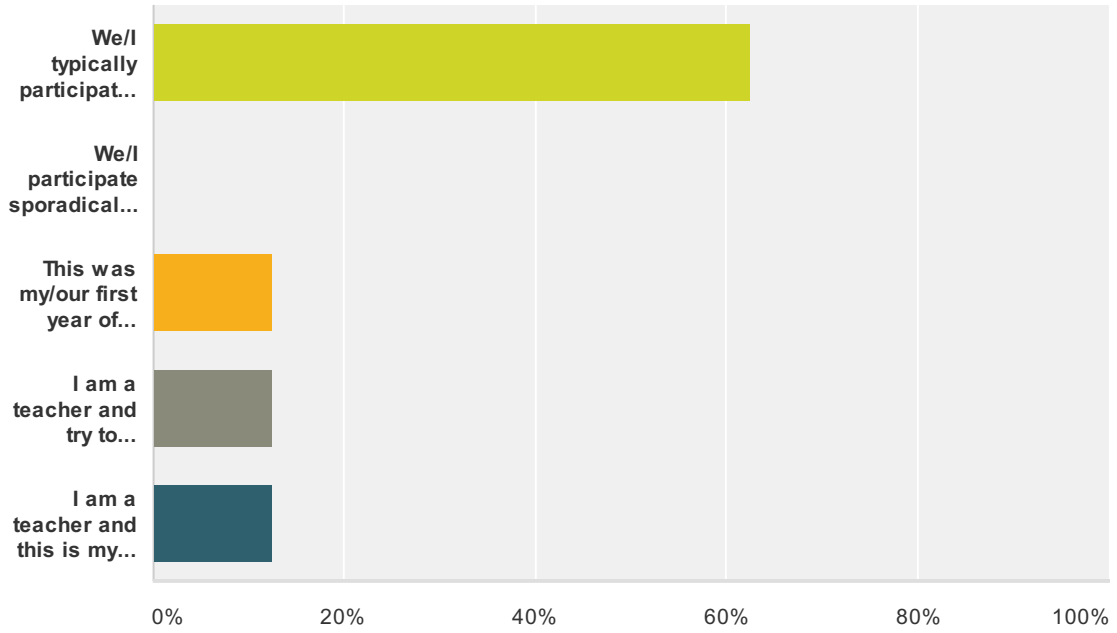
Answered: 8 Skipped: 0

**Q5 What are the primary reasons that you and/or your organization chose to participate in WeatherFest?**

Answered: 8 Skipped: 0

### Q6 How often have you and/or your organization participated in WeatherFest?

Answered: 8 Skipped: 0



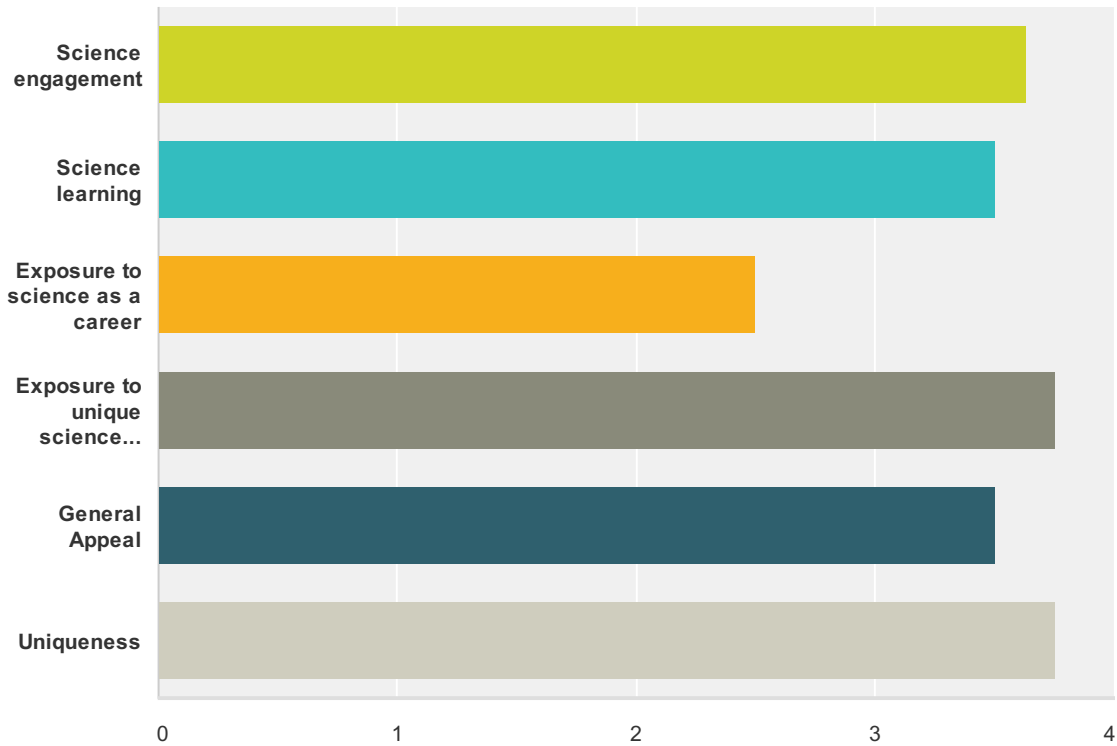
Answer Choices	Responses
We/I typically participate annually.	62.50% 5
We/I participate sporadically depending on location, budget, etc.	0% 0
This was my/our first year of participation in WeatherFest.	12.50% 1
I am a teacher and try to participate annually.	12.50% 1
I am a teacher and this is my first year participating.	12.50% 1
<b>Total</b>	<b>8</b>

**Q7 What did you do and/or offer  
participants at your WeatherFest booth?**

Answered: 8 Skipped: 0

### Q8 How would you rank your booth on the following:

Answered: 8 Skipped: 0

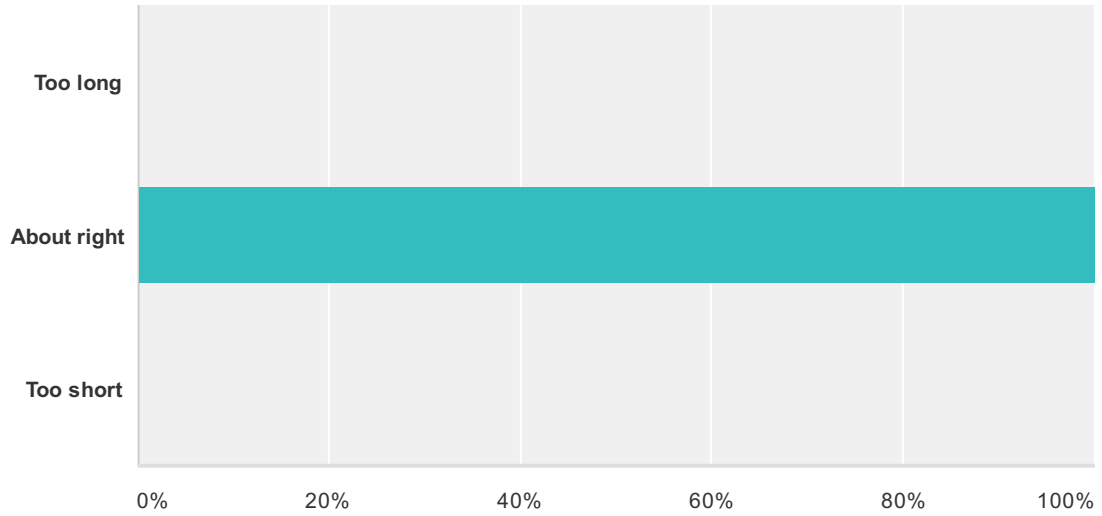


	Excellent	Good	Fair	Poor	Total	Average Rating
Science engagement	62.50% 5	37.50% 3	0% 0	0% 0	8	3.63
Science learning	50% 4	50% 4	0% 0	0% 0	8	3.50
Exposure to science as a career	12.50% 1	37.50% 3	37.50% 3	12.50% 1	8	2.50
Exposure to unique science content, activities, and/or technology	75% 6	25% 2	0% 0	0% 0	8	3.75
General Appeal	50% 4	50% 4	0% 0	0% 0	8	3.50
Uniqueness	75% 6	25% 2	0% 0	0% 0	8	3.75



### Q9 Was the length of WeatherFest too long, too short, or about right?

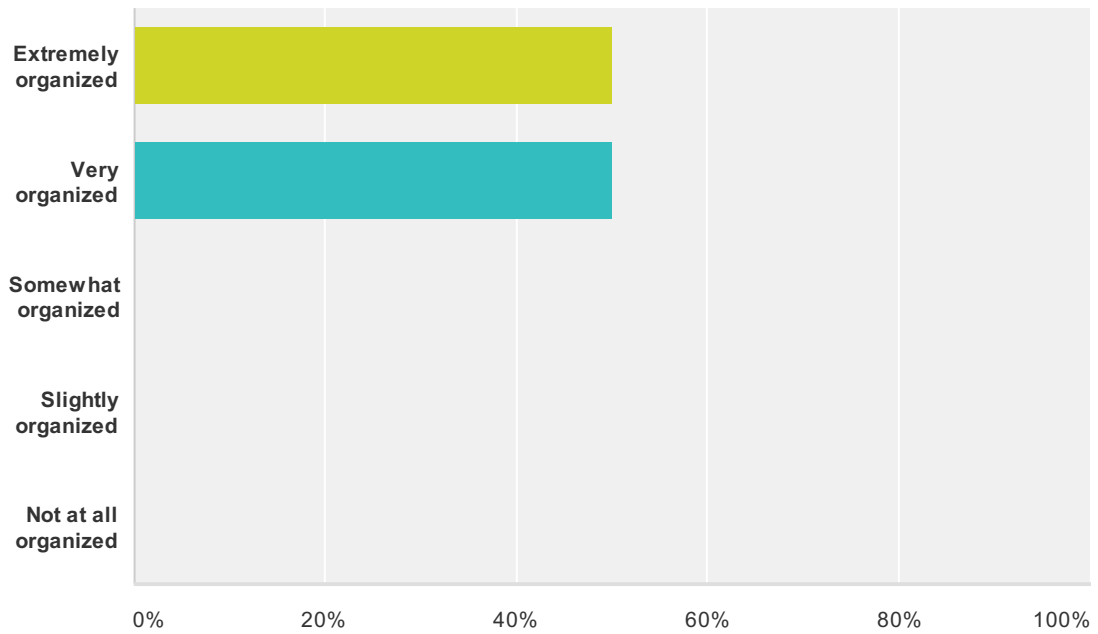
Answered: 8 Skipped: 0



Answer Choices	Responses
Too long	0% 0
About right	100% 8
Too short	0% 0
<b>Total</b>	<b>8</b>

### Q10 How organized was the event?

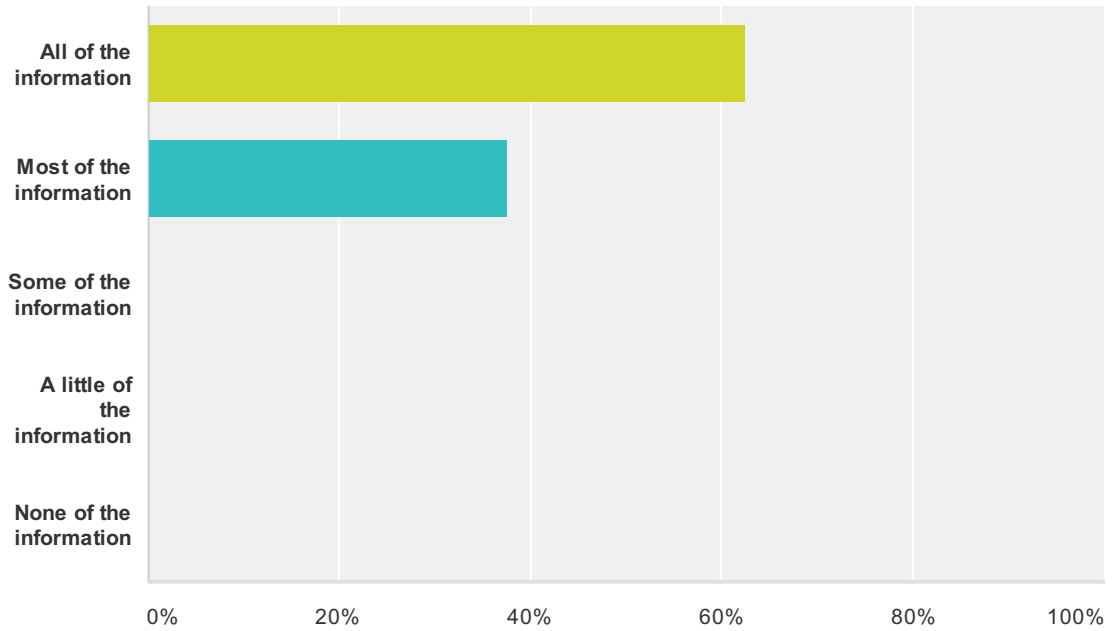
Answered: 8 Skipped: 0



Answer Choices	Responses
Extremely organized	50% 4
Very organized	50% 4
Somewhat organized	0% 0
Slightly organized	0% 0
Not at all organized	0% 0
<b>Total</b>	<b>8</b>

**Q11 Prior to WeatherFest, did you or your organization receive all the information that you needed in a timely manner?**

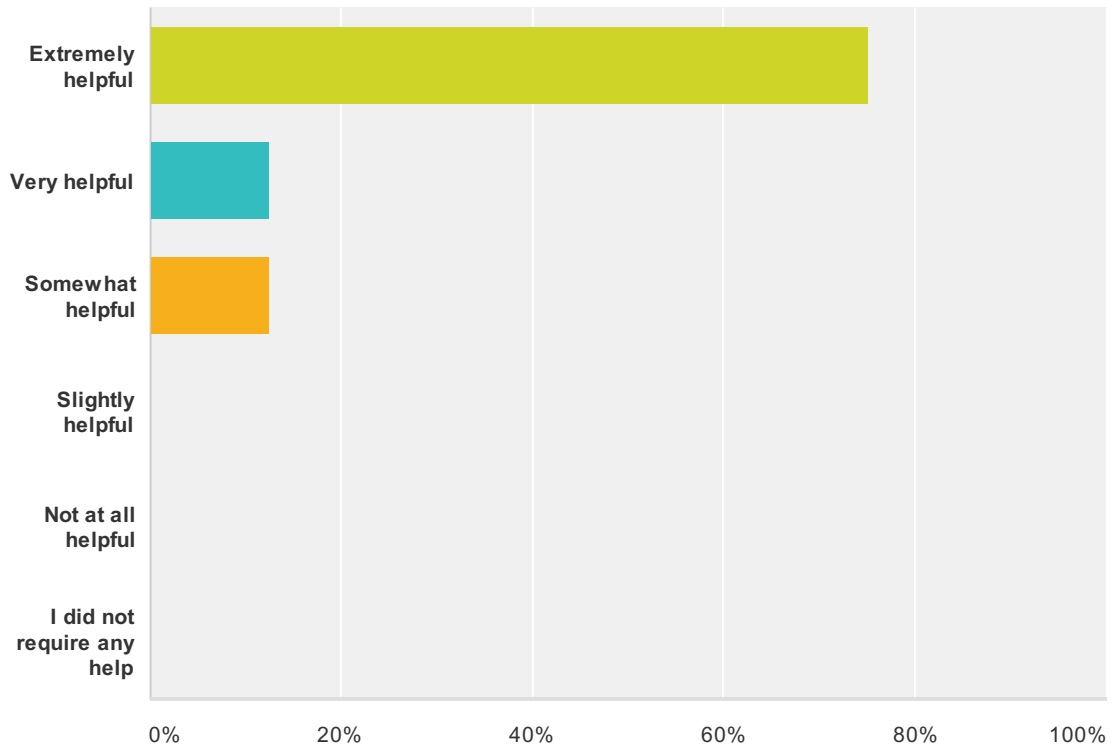
Answered: 8 Skipped: 0



Answer Choices	Responses
All of the information	62.50% 5
Most of the information	37.50% 3
Some of the information	0% 0
A little of the information	0% 0
None of the information	0% 0
<b>Total</b>	<b>8</b>

### Q12 How helpful was AMS staff, WeatherFest Committee Members, and/or WeatherFest volunteers?

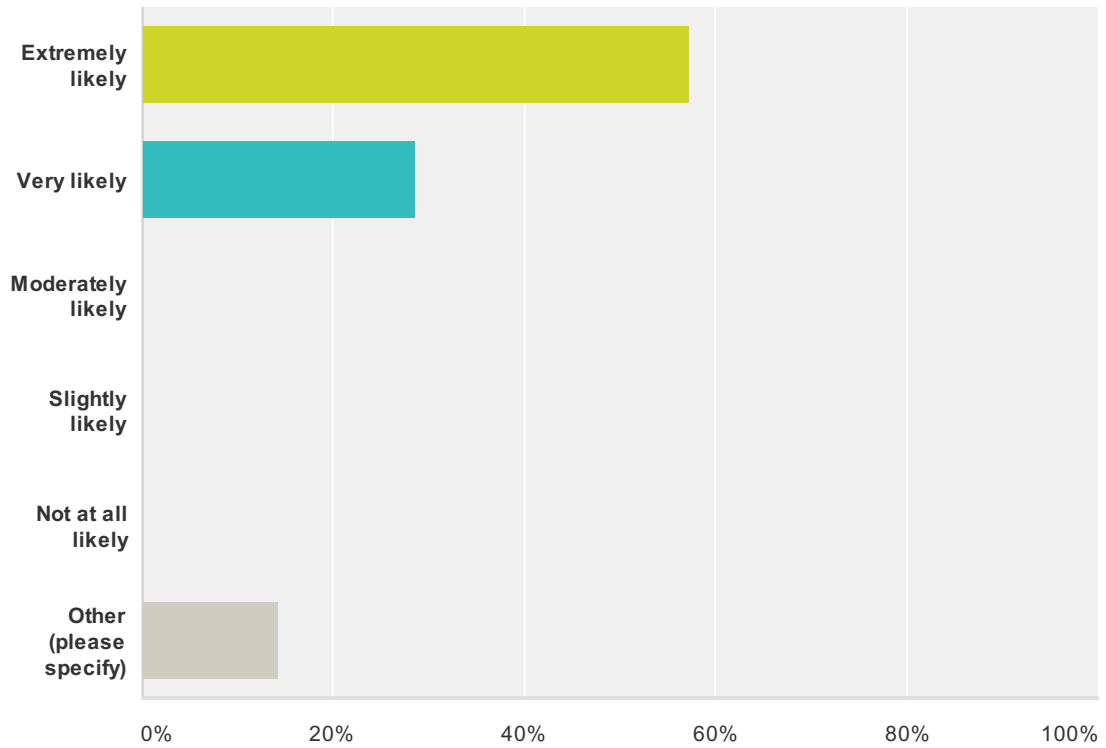
Answered: 8 Skipped: 0



Answer Choices	Responses
Extremely helpful	75% 6
Very helpful	12.50% 1
Somewhat helpful	12.50% 1
Slightly helpful	0% 0
Not at all helpful	0% 0
I did not require any help	0% 0
<b>Total</b>	<b>8</b>

### Q13 How likely are you to participate in WeatherFest 2014 in Atlanta?

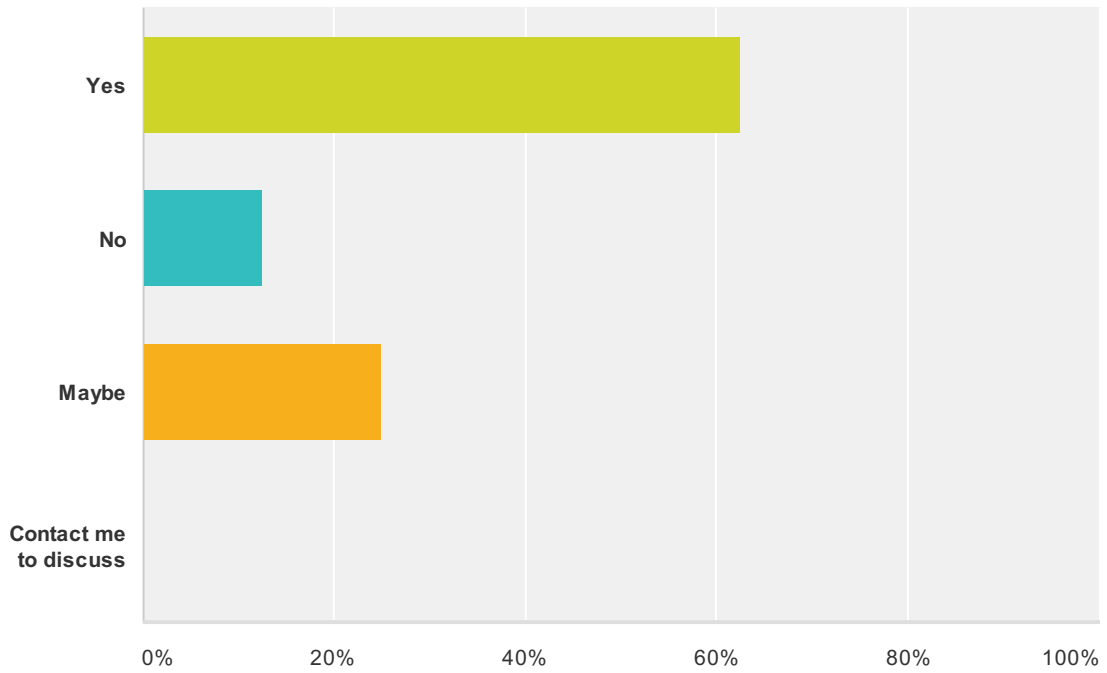
Answered: 7 Skipped: 1



Answer Choices	Responses	Count
Extremely likely	57.14%	4
Very likely	28.57%	2
Moderately likely	0%	0
Slightly likely	0%	0
Not at all likely	0%	0
Other (please specify)	14.29%	1
<b>Total</b>		<b>7</b>

### Q14 Would you be interested in serving on the WeatherFest Committee for WeatherFest 2014?

Answered: 8 Skipped: 0



Answer Choices	Responses	
Yes	62.50%	5
No	12.50%	1
Maybe	25%	2
Contact me to discuss	0%	0
<b>Total</b>		<b>8</b>

**Q15 Is there anything else you'd like to share or recommend to improve future WeatherFest events?**

Answered: 8 Skipped: 0